

Informations Rapides

29 novembre 2013 - n° 276



■ Dwellings maintenance and improvement work price index - Third quarter 2013

In the third quarter of 2013, dwellings maintenance and improvement work price index increased by 0.2%

Warning : Since the third quarter of 2013, dwellings maintenance and improvement work price index has been published by Insee, without seasonal adjustment and in reference 100 for average year 2010 (previously, it was published by the ministry of Ecology -SOeS- seasonally adjusted and in reference 100 for first quarter of 2010).

In the third quarter of 2013, dwellings maintenance and improvement work price index (IPEA) increased by 0.2% after a flat second quarter (0.0 %). Over a year, IPEA rose by 1.3 %, while “maintenance and improvement cost index” (BT50) went up by 0.9 %.

Prices increased in *plumbing* (+ 0.8 %, and + 2.7 % over a year), *electrical installation* (+ 0.6 %, and 0.0 % over a year), *roofing activities* (+ 0.6 %, and + 2.0 % over a year), *wood and PVC joinery works* (+ 0.2 %, and + 2.1 % over a year) and *masonry works and building structural works* (+ 0.2 %, and + 1.0 % over a year).

They were steady in *painting and floor and wall covering* (0.0 %, and + 0.1 % over a year) and in *metal joinery works and ironwork* (- 0.1 % and + 1.5 % over a year).

Dwellings maintenance and improvement price and cost index (IPEA et BT50)

Raw data, weights and reference 100 in 2010

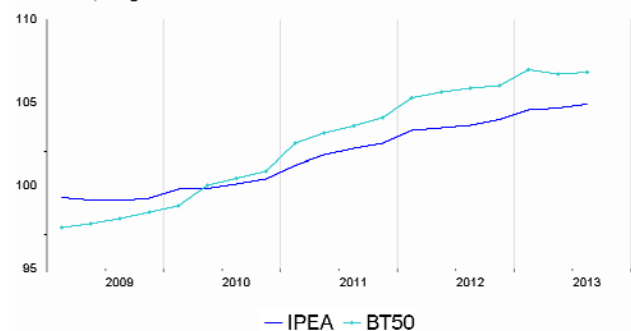
IPEA	Weights	2013Q3	Change (%)	
			Q/Q-1	Q/Q-4
IPEA	1 000	104.9	+ 0.2	+ 1.3
Masonry works and building structural works	169	102.8	+ 0.2	+ 1.0
Painting and floor and wall covering	169	102.5	0.0	+ 0.1
Wood and PVC joinery works	155	107.0	+ 0.2	+ 2.1
heat and air-conditioning installation	107	106.8	- 0.5	+ 2.0
Plumbing	101	109.6	+ 0.8	+ 2.7
Roofing activities	94	105.1	+ 0.6	+ 2.0
Electrical installation	92	103.5	+ 0.6	0.0
Metal joinery works and ironwork	63	106.2	- 0.1	+ 1.5
Plastering	50	100.4	+ 0.2	- 1.0
BT 50	1 000	106.8	+ 0.1	+ 0.9

Sources : Insee, Ministry of Ecology

Prices decreased in *heat and air-conditioning installation* (- 0.5 %, but + 2.0 % over a year).

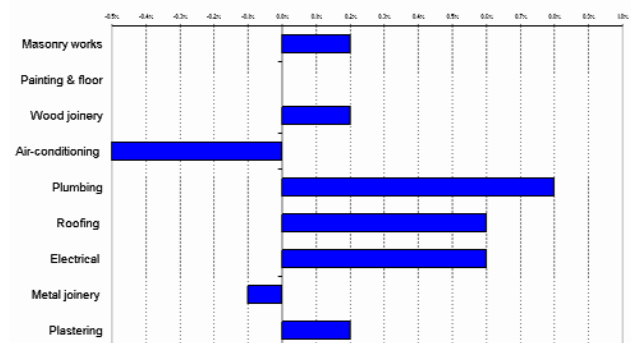
Dwellings maintenance and improvement price and cost index (IPEA et BT50)

Raw data, weights and reference 100 in 2010



Source(s) : Insee, Ministry of Ecology

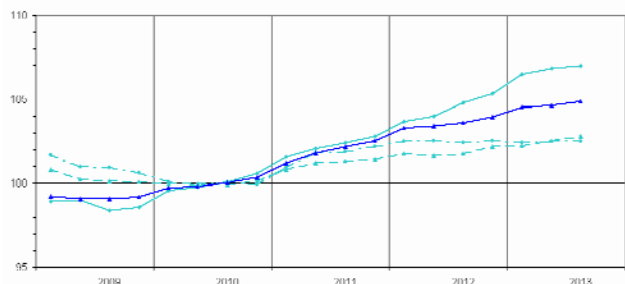
Quarterly changes in dwellings maintenance and improvement price indexes (%)



Source(s) : Insee

Changes in main dwellings maintenance and improvement price indexes

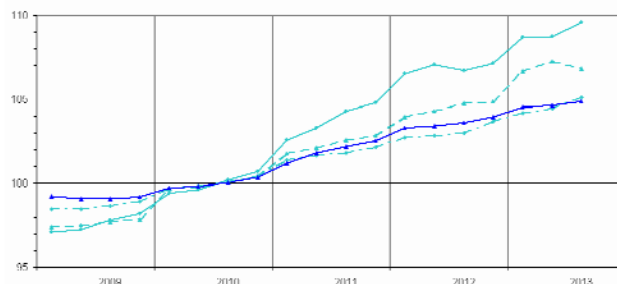
Raw data, weights and reference 100 in 2010



--- Masonry works --- Painting & floor --- Wood joinery --- IPEA
Source(s) : Insee, Ministry of Ecology

Changes in main dwellings maintenance and improvement price indexes

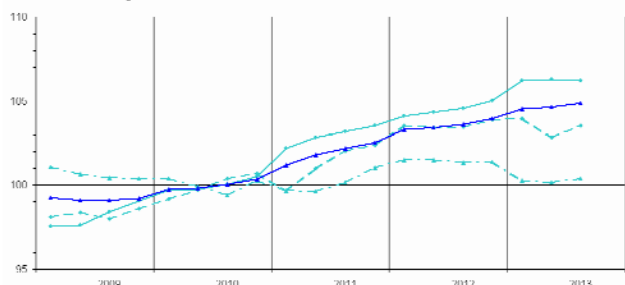
Raw data, weights and reference 100 in 2010



--- Air-conditioning --- Plumbing --- Roofing --- IPEA
Source(s) : Insee, Ministry of Ecology

Changes in main dwellings maintenance and improvement price indexes

Raw data, weights and reference 100 in 2010



--- Electrical --- Metal joinery --- Plastering --- IPEA
Source(s) : Insee, Ministry of Ecology

Revision of each dwellings maintenance and improvement work price indices (in points)

	2013T2
IPEA	+ 0.1
Masonry works and building structural works	+ 0.1
Painting and floor and wall covering	///
Wood and PVC joinery works	///
heat and air-conditioning installation	- 0.1
Plumbing	///
Roofing activities	///
Electrical installation	+ 0.1
Metal joinery works and ironwork	///
Plastering	+ 0.8

Reading note: the change of the IPEA index between the first quarter of 2013 and the second quarter of 2013 published in September 2013 was +0.1 %. It is updated to +0.2 %, that is to say a revision of 0.1 %.

Sources : Insee, Ministry of Ecology

For more information:

Definition

The dwellings maintenance and improvement work price index (IPEA) is a quarterly index which measures the changes in prices -without VAT- invoiced by firms for their maintenance and improvement works in existing dwellings during the quarter under review. The « maintenance and improvement cost index » (BT50) reflects the changes in costs occurred by these same firms (mainly salaries and materials).

Method of calculation

The dwellings maintenance and improvement price index (IPEA) is calculated quarterly, based on observations of prices collected on a sample of firms selling maintenance and improvement works in existing dwellings in metropolitan France to final clients, which compulsorily includes the supplying and laying of materials. Each firm follows every quarter "typical works" among those which are done the most frequently, and which reflects the price trends of a bigger family of works. As well as the technical description of the work, the work is characterized by the size of the worksite, the conditions in which the works are carried out, and the types of customer and of market. Those prices are without VAT, after discount. Each quarter, about 1 000 prices are collected. The sample of surveyed firms is renewed every five years.

In the domain of dwellings maintenance and improvement works, nine families are distinguished. Each family matches with only one class of the French classification of activities (NAF Rev. 2, 2008); all are in the division 43 "Specialised construction activities". A price index is computed for each family and the global index is obtained by aggregation.

The nine indices of each family of work and the global one are fixed-base Laspeyres indices, whose weights are refreshed every five years

Diffusion

Historical data of dwellings maintenance and improvement price work index (IPEA) are available on www.bdm.insee.fr, raw data, reference 100 (2010) for IPEA index and its nine "families".

- Complementary information (historical data, methodology, web site, etc.) are on : <http://www.insee.fr/fr/themes/indicateur.asp?id=36>
- Historical data : [G1493](#)
- Contact presse : bureau-de-presse@insee.fr

Next issue: February 28th, 2014 at 12h00